


# Navigating The Polls

July 1, 2025



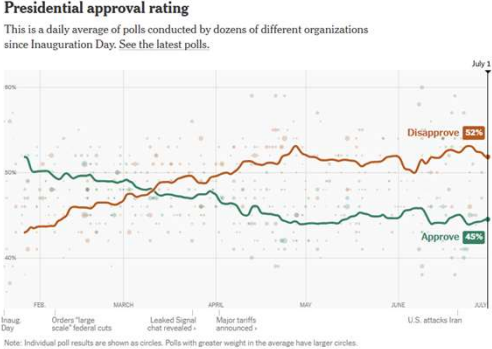
# President Trump Approval the aggregators

"watch the average"  
-Shakespeare  
(citation not verified)

If you've ever talked to a pollster over the years,  
you've probably heard the well-worn admonition.

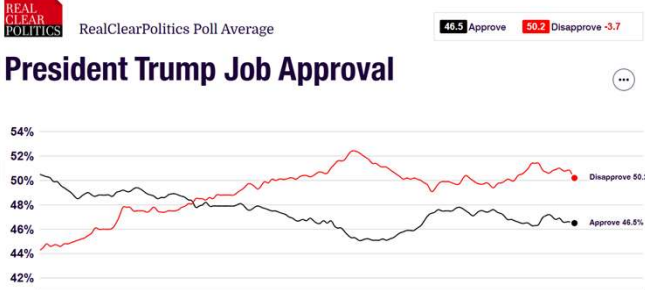
But what to make of the variations in the averages  
from the different aggregators?  
Is President Trump down 3-pts, down 10-pts, or  
somewhere in between?

**NY Times**  
**45%/52%**



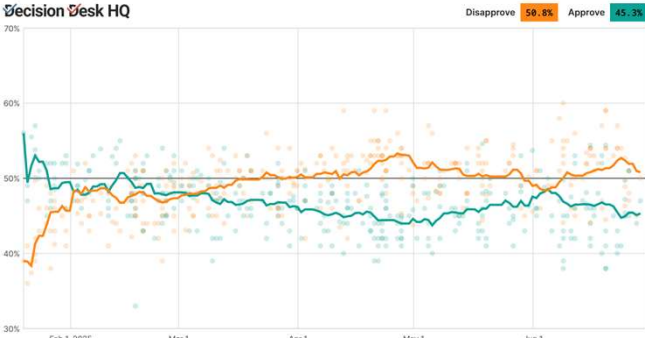
<https://www.nytimes.com/interactive/polls/donald-trump-approval-rating-polls.html>

**RCP**  
**47%/50%**



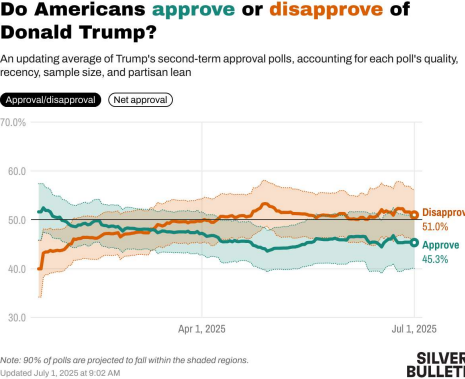
<https://www.realclearpolling.com/polls/approval/donald-trump/approval-rating>

**DDHQ**  
**45%/51%**



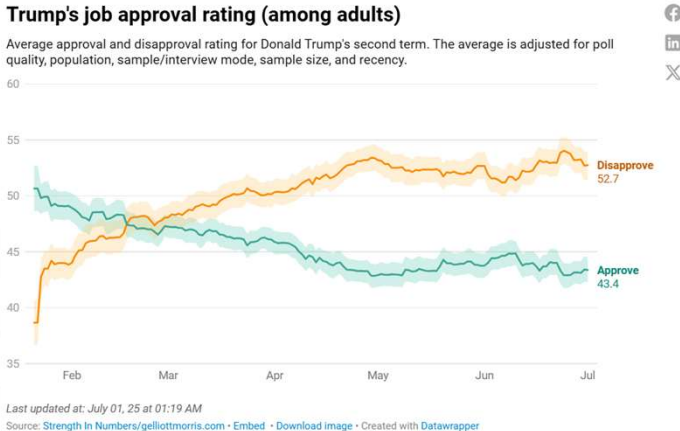
<https://polls.decisiondeskhq.com/averages/presidential-approval/donald-trump-150479/national/lv-rv-adults>

**Nate Silver**  
**45%/51%**



<https://www.natesilver.net/p/trump-approval-ratings-nate-silver-bulletin>

**G Elliott Morris**  
**43%/53%**



<https://www.gelliottmorris.com/p/data>

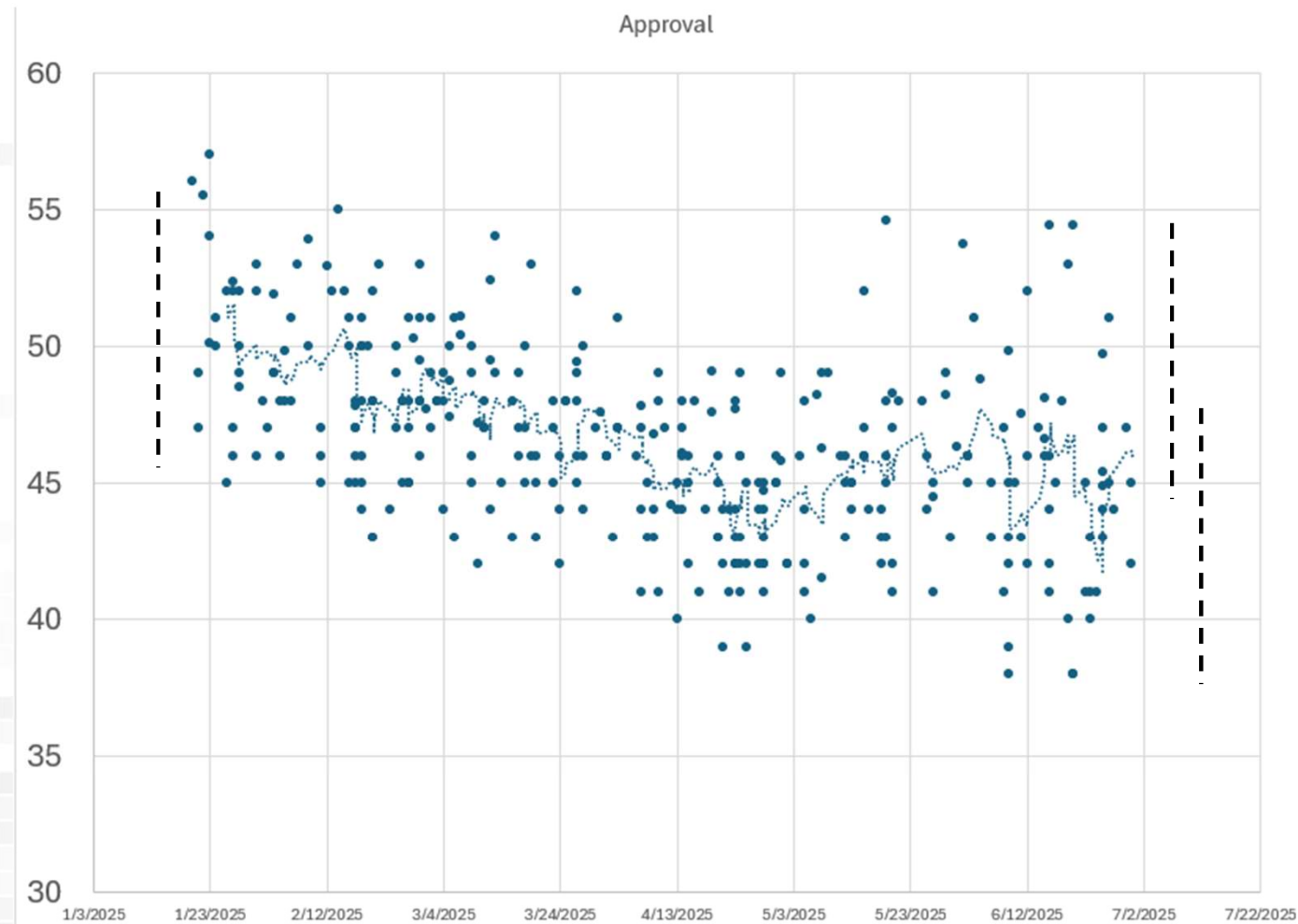
# President Trump Approval the spread

Each aggregator has their own sauce, from which polls they allow into the average to the higher weight they give some polls over others.

What was a wide variation from the start of President Trump's term, has only grown in recent weeks. The dashed bar in the chart to the right is a 10-pt "yardstick".

Initially one yardstick was enough to see the spread, while in June we've seen a low of 38% approval and a high of 54%.

The 'easy fix' is to average the averages, which results in 45% approve, 51% disapprove.



[https://docs.google.com/spreadsheets/d/1\\_y0\\_LjmsY6sNx8qd51T70n0oa\\_ugN50AVFKuJmXO1-s/edit?gid=747663134#gid=747663134](https://docs.google.com/spreadsheets/d/1_y0_LjmsY6sNx8qd51T70n0oa_ugN50AVFKuJmXO1-s/edit?gid=747663134#gid=747663134) (former 538 employees)

# Consequences

The merits of that approach aside, it doesn't solve the problem of when you need to look deeper into the results of any given poll. The impact of a higher or lower Trump approval likely filters throughout many results of the poll. The impacts may be direct or more subtle, depending on the question

For instance, the Quinnipiac Poll which had President Trump at 38% approval and 54% disapproval (net -16), also showed Trump net -11 on immigration and net -16 on the economy. If you don't agree with the overall approval result, you won't agree with the others.

This is not to single out the Q poll, rather to help you understand that context matters when reading a poll. Also, it is generally accepted that public pollsters should release polls even if they are an outlier. If public pollsters started sitting on polls that aren't in sync with the average, then we'll never catch any real change.

Quinnipiac / Poll  
UNIVERSITY

Voters were asked about Trump's handling of seven issues...

- immigration issues: 43 percent approve, 54 percent disapprove, with 3 percent not offering an opinion;
- deportations: 40 percent approve, 56 percent disapprove, with 4 percent not offering an opinion;
- the economy: 40 percent approve, 56 percent disapprove, with 4 percent not offering an opinion;
- trade: 38 percent approve, 57 percent disapprove, with 6 percent not offering an opinion;
- universities: 37 percent approve, 54 percent disapprove, with 9 percent not offering an opinion;
- the Israel - Hamas conflict: 35 percent approve, 52 percent disapprove, with 13 percent not offering an opinion;
- the Russia - Ukraine war: 34 percent approve, 57 percent disapprove, with 10 percent not offering an opinion.

<https://poll.qu.edu/poll-release?releaseid=3924>

# Recommendations For Informed Consumers

- Watch the averages. The links on slide 2 will get you to the different aggregators and slide 3 has the link to the group posting the raw data.
- Don't "unskew" an outlier poll to make it fit your worldview. Take it for what it is but be aware when reading everything else in the results.
- If the results are critical to your organizations decision-making and success, then hire a trusted pollster whose only mission is to provide you with accurate and actionable data.

Good luck out there!